



Осови вентилатори тип RING

- Осови вентилатори за пренос на големи въздушни обеми при ниско налягане

Приложение

- Предназначени са за пренос на големи въздушни обеми с относително ниско съпротивление

Устройство

- Стоманен корпус с епоксидно покритие
- Фланците за монтиране отговарят на стандарт UNI-ISO 12499
- Импелер с лопатки от алуминий и полимер, статично и динамично балансирани според стандарта UNI ISO 1940
- Посока на въздуха: от двигателя към импелера
- Двигател:
 - монофазен 230V, 50Hz
 - трифазен 400V, 50Hz
- Клас на защита: IP55
- Клас на изолация: F
- Вградена термична защита

Опции

- Стандартно изпълнение: работна температура от -20°C до +50°

Проектна спецификация

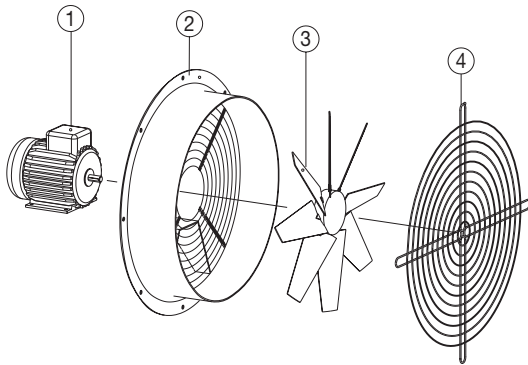
- Осови вентилатори за пренос на големи въздушни обеми при ниско налягане, модел **RING**

Примерна поръчка

- **RING 310 A**

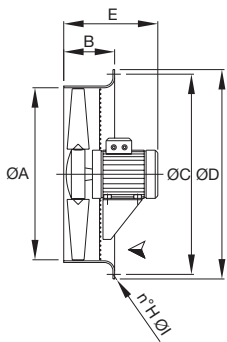
Пояснение:

RING 310 A = вентилатор

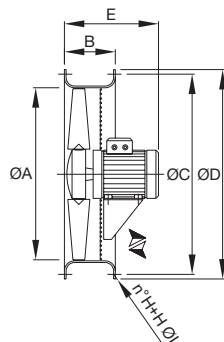


Компоненти

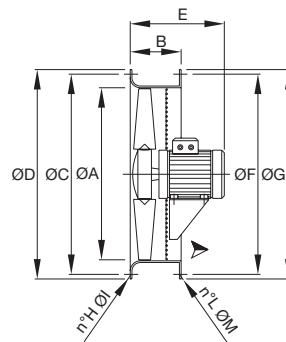
1. Мотор
2. Корпус с решетка (опция)
3. Импелер
8. Решетка от страната на импелера (аксесоар)



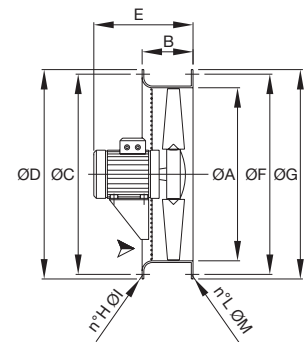
■ RING sr



■ RING dr



■ RING drp-m



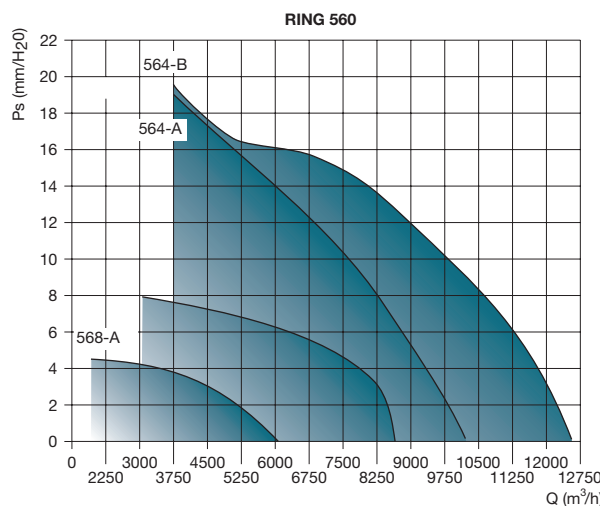
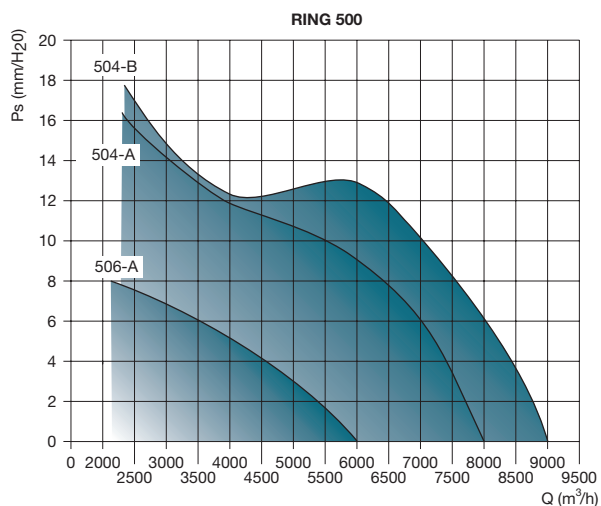
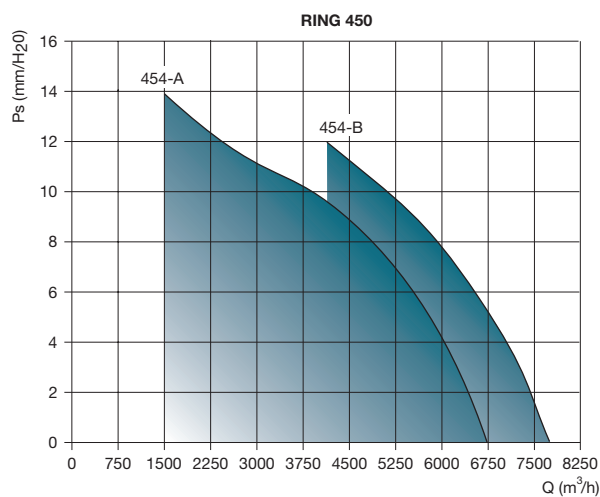
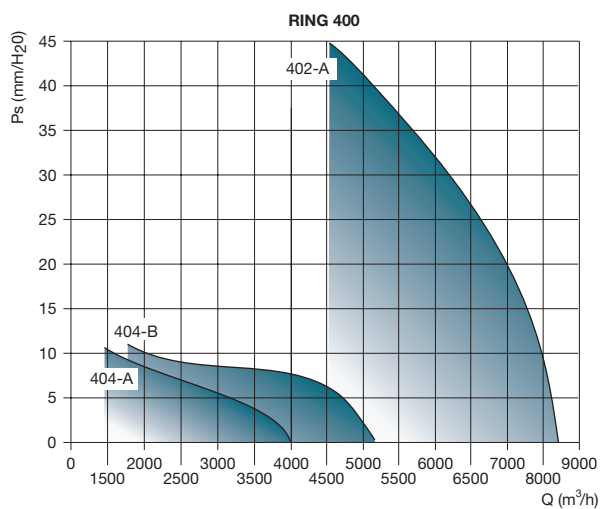
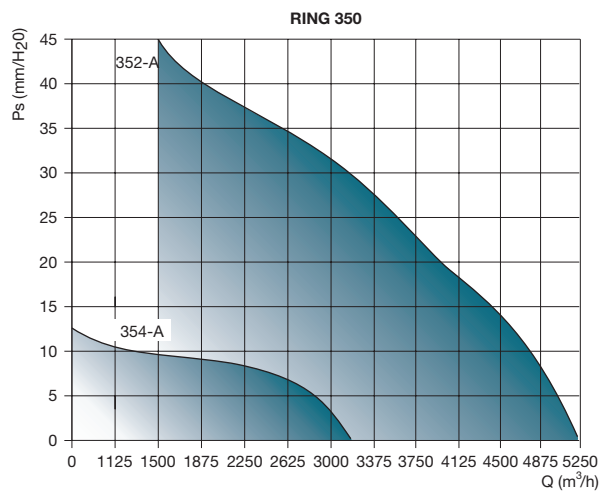
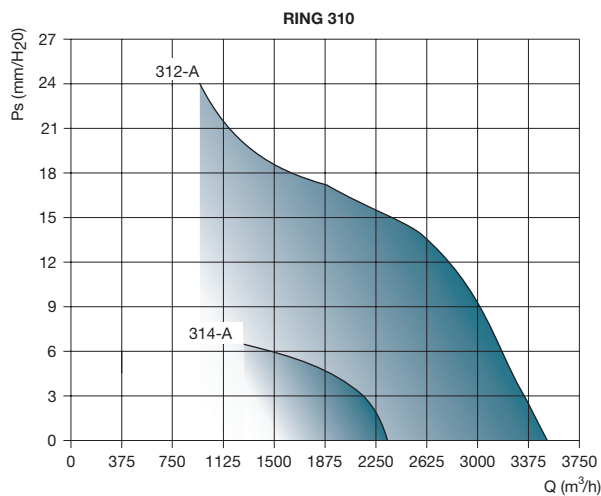
■ RING drp-g

	Размери													
	ØA [mm]	B (sr) [mm]	B (dr) [mm]	B (drp) [mm]	ØC [mm]	ØD [mm]	E (*) [mm]	ØF [mm]	ØG [mm]	n°H [mm]	Øl [mm]	n°L [mm]	ØM [mm]	[kg]
25	260	135	150	-	310	320	300	-	-	4	8	-	-	9/13
31	310	135	150	150	365	390	330	-	-	4	8	-	-	9/14
35	360	135	150	150	430	455	350	-	-	4	8	-	-	13/19
40	410	135	150	150	480	510	370	450	480	4	10	8	12	14/26
45	460	150	150	150	535	560	370	500	530	4	10	8	12	20/30
50	510	150	150	150	590	620	370	560	595	8	10	12	12	21/36
56	570	180	180	180	645	680	400	620	655	8	10	12	12	24/40
60	610	180	180	180	680	720	430	640	670	8	10	12	12	31/53
63	640	180	180	180	720	750	440	690	725	8	10	12	12	32/54
71	710	180	180	180	780	816	480	770	805	8	12	16	12	39/90
80	810	200	200	200	880	915	610	860	900	8	12	16	12	44/115
90	910	250	250	250	980	1015	660	970	1010	16	12	16	16	65/190
100	1010	250	250	250	1080	1115	790	1070	1110	16	12	16	16	95/230
112	1130	250	250	250	1226	1250	720	1190	1230	16	12	20	16	110/295
125	1260	250	250	250	1350	1380	790	1320	1360	16	12	20	16	133/305

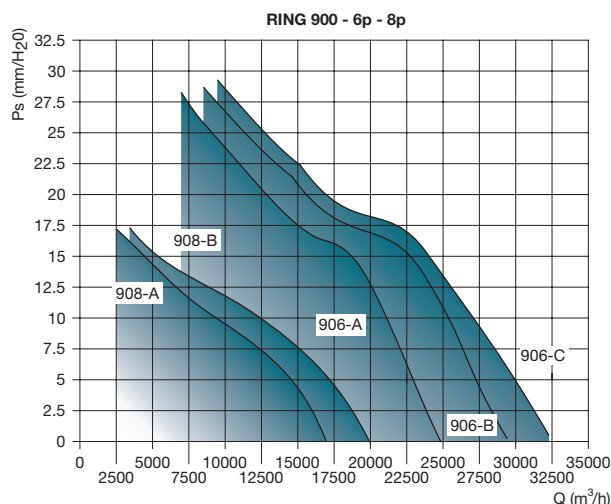
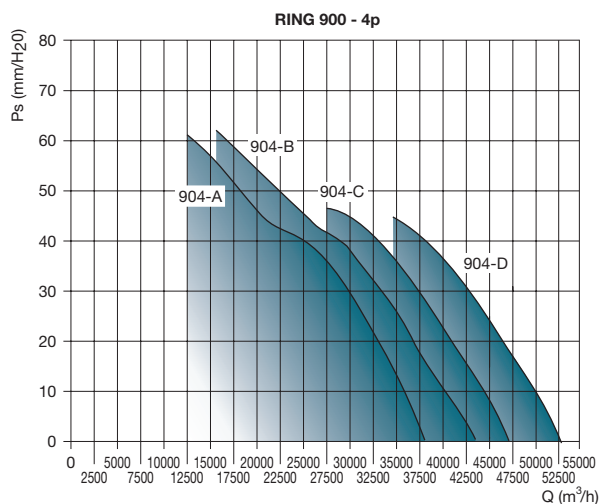
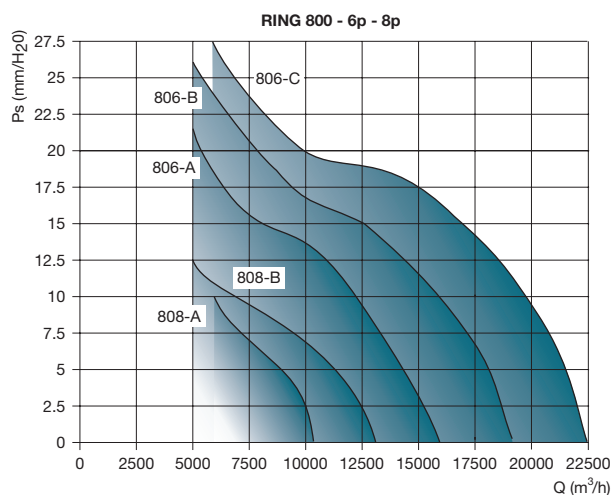
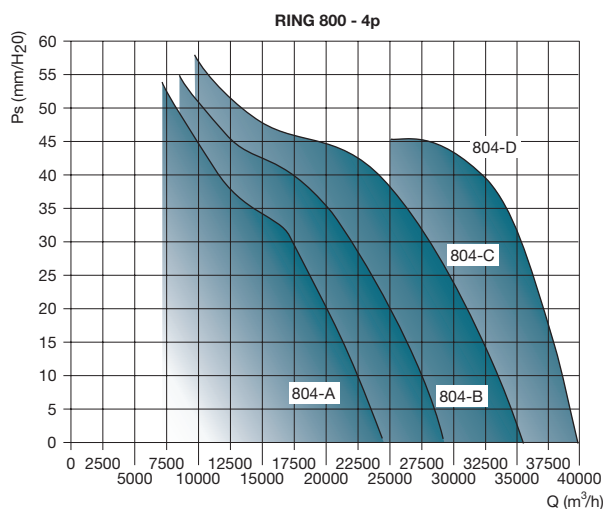
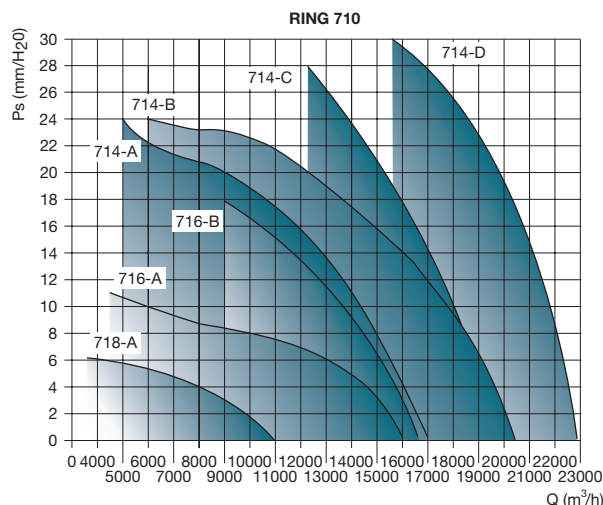
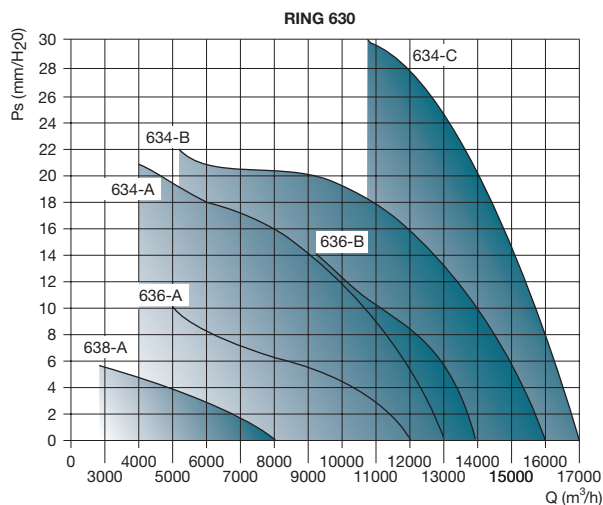
Технически данни					
2p - 3000 RPM - 1Ph 230V 50Hz					
	Q _v [m ³ /h]	P _m [kW]	I [A]	M	L _w [dB(A)]
RING 312/A M	3500	0.25	1.7	63	70
RING 352/A M	5250	0.55	4	71	74
RING 402/A M	8200	1.1	8	80	79
2p - 3000 RPM - 3Ph 400V 50Hz					
	Q _v [m ³ /h]	P _m [kW]	I [A]	M	L _w [dB(A)]
RING 312/A T	3500	0.25	0.7	63	70
RING 352/A T	5250	0.55	1.6	71	74
RING 402/A T	8200	1.1	2.6	80	79
4p - 1500 RPM - 1Ph 230V 50Hz					
	Q _v [m ³ /h]	P _m [kW]	I [A]	M	L _w [dB(A)]
RING 314/A M	2300	0.09	1	56	52
RING 354/A M	3200	0.09	1	56	56
RING 404/A M*	4000	0.12	1.1	63	61
RING 404/B M*	5200	0.18	1.4	63	62
RING 454/A M*	6500	0.25	1.8	71	65
RING 454/B M*	7600	0.37	3.3	71	66
4p - 1500 RPM - 3Ph 400V 50Hz					
	Q _v [m ³ /h]	P _m [kW]	I [A]	M	L _w [dB(A)]
RING 314/A T	2300	0.09	0.4	56	52
RING 354/A T	3200	0.09	0.4	56	56
RING 404/A T*	4000	0.12	0.5	63	61
RING 404/B T	5200	0.18	0.6	63	62
RING 454/A T	6500	0.25	0.8	71	65
RING 454/B T	7600	0.37	1.2	71	66
RING 504/A T*	8000	0.37	1.2	71	68
RING 504/B T	9000	0.55	1.6	80	69
RING 564/A T*	10000	0.55	1.6	80	71
RING 564/B T	12500	0.75	2	80	72
RING 634/A T	13000	0.75	2	80	75
RING 634/B T	16000	1.1	2.8	90	76
RING 634/C T	17000	2.2	5	100	76
RING 714/A T	17000	1.5	3.5	90	77
RING 714/B T	20500	2.2	5	100	77
RING 714/C T	18500	2.2	5	100	77
RING 714/D T	23500	3	6.5	100	79
RING 804/A T	24000	3	6.5	100	78
RING 804/B T	29000	4	8.2	112	79
RING 804/C T	35000	5.5	11	132	80
RING 804/D T	40000	7.5	15	132	80
RING 904/A T	38000	5.5	11	132	85
RING 904/B T	43000	7.5	15	132	86
RING 904/C T	47000	7.5	15	132	86
RING 904/D T	52500	9.2	18	132	86
RING 1004/A T	41000	5.5	11	132	88
RING 1004/B T	50000	7.5	15	132	89
RING 1004/C T	59	11	21	160	86
6p - 1000 RPM - 3Ph 400V 50Hz					
	Q _v [m ³ /h]	P _m [kW]	I [A]	M	L _w [dB(A)]
RING 506/A T*	6000	0.18	0.7	71	58
RING 566/A T	8500	0.25	1	71	62
RING 636/A T	12000	0.37	1.3	80	66
RING 636/B T	14000	0.75	2.2	90	65
RING 716/A T	16000	0.75	2.2	90	67
RING 716/B T	17000	1.10	3	90	66
RING 806/A T	16000	0.75	2.2	90	68
RING 806/B T	19000	1.1	3	90	68
RING 806/C T	22500	1.5	4	100	69
RING 906/A T	25000	1.5	4	100	74
RING 906/B T	29000	2.2	5	112	75
RING 906/C T	32000	2.2	5	112	75
RING 1006/A T	27000	1.5	4	100	79
RING 1006/B T	33000	2.2	5	112	79
RING 1006/C T	41000	3	7	132	80
RING 1126/B T	45000	4	9	132	83
RING 1126/C T	54000	5.5	12	132	83
RING 1256/B T	61000	7.5	15	160	87
RING 1256/C T	73000	11	22	160	88
8p - 750 RPM - 3Ph 400V 50Hz					
	Q _v [m ³ /h]	P _m [kW]	I [A]	M	L _w [dB(A)]
RING 568/A T	6000	0.12	0.7	71	56
RING 638/A T*	8000	0.18	0.8	80	60
RING 718/A T*	11000	0.37	1.5	90	61
RING 808/A T*	10000	0.37	1.5	90	61
RING 808/B T*	13000	0.37	1.5	90	62
RING 908/A T	17000	0.75	2.3	100	69
RING 908/B T	20500	0.75	2.3	100	74
RING 1008/A T	20500	0.75	2.3	100	74
RING 1008/B T	25000	1.1	3.4	100	74
RING 1128/C T	40500	2.2	5.5	132	77
RING 1258/A T	34500	2.2	5.5	132	81
RING 1258/B T	43000	3	7.3	132	81
RING 1258/C T	52000	4	9.3	160	82

- P_m - мощност
- I - ток
- M - мотор
- L_w - шумово ниво

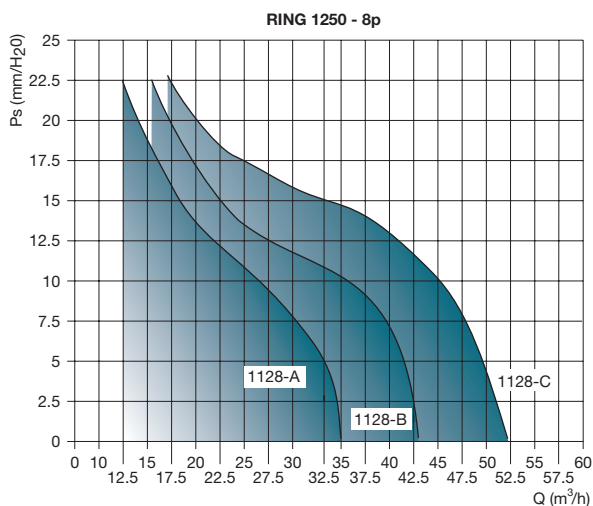
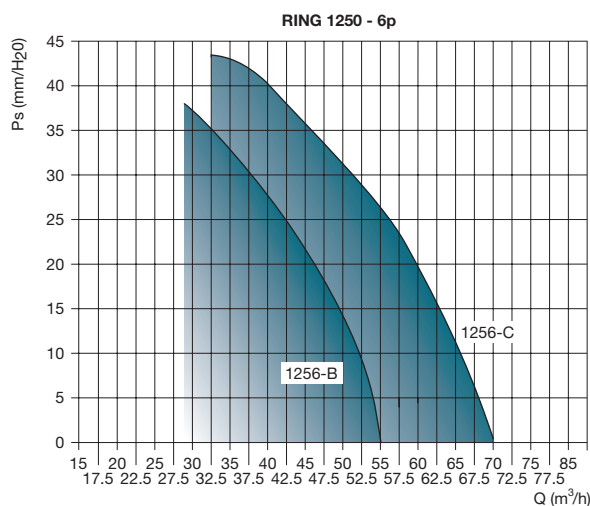
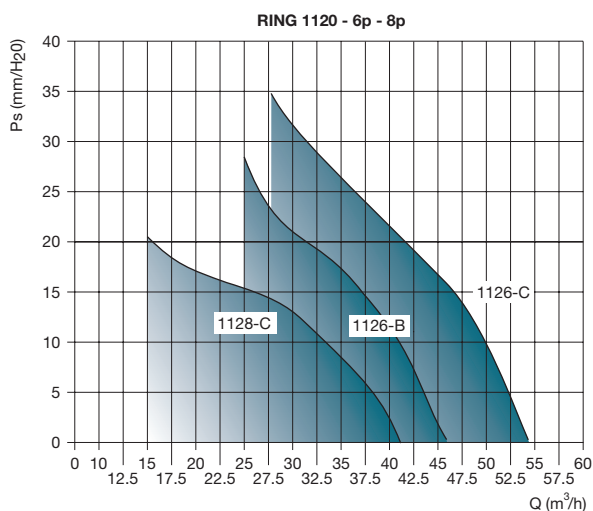
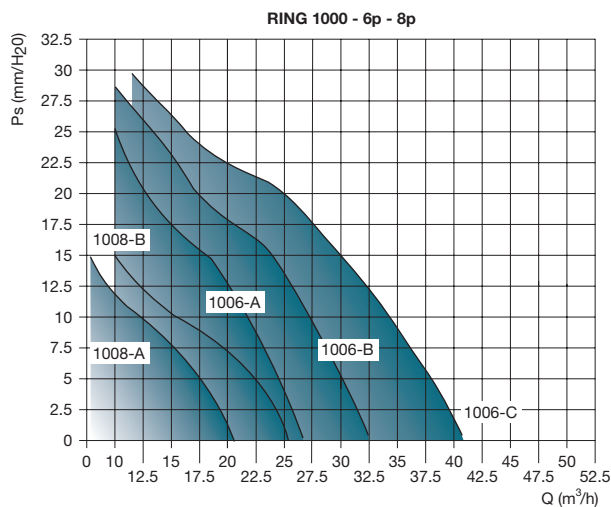
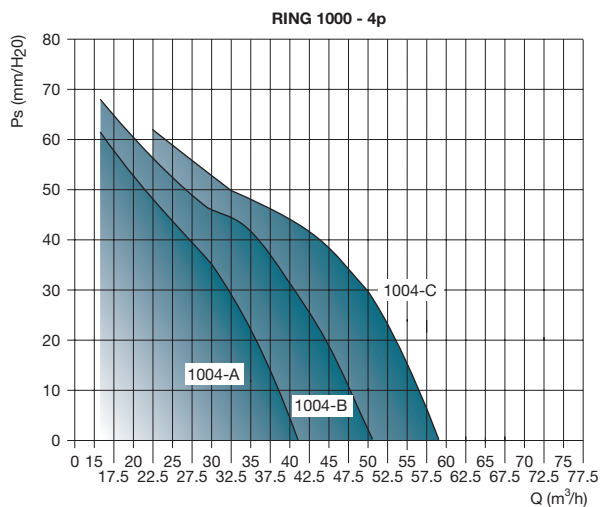
Работни характеристики



Работни характеристики



Работни характеристики



Забележки

- Ps = налягане в mmH₂O
- Q = дебит